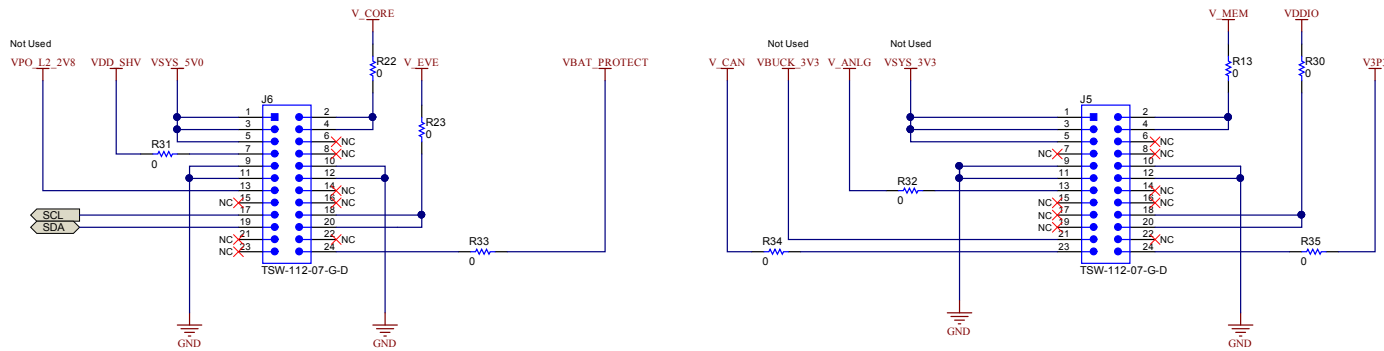
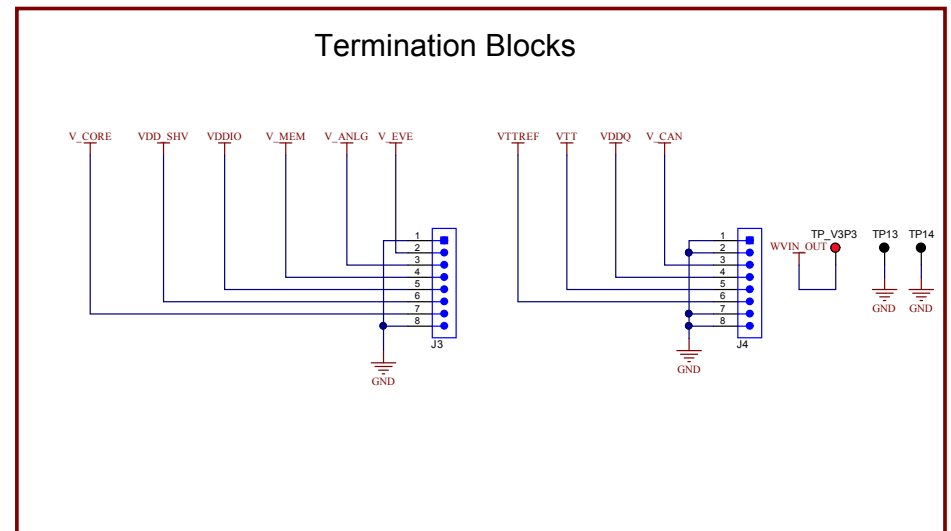
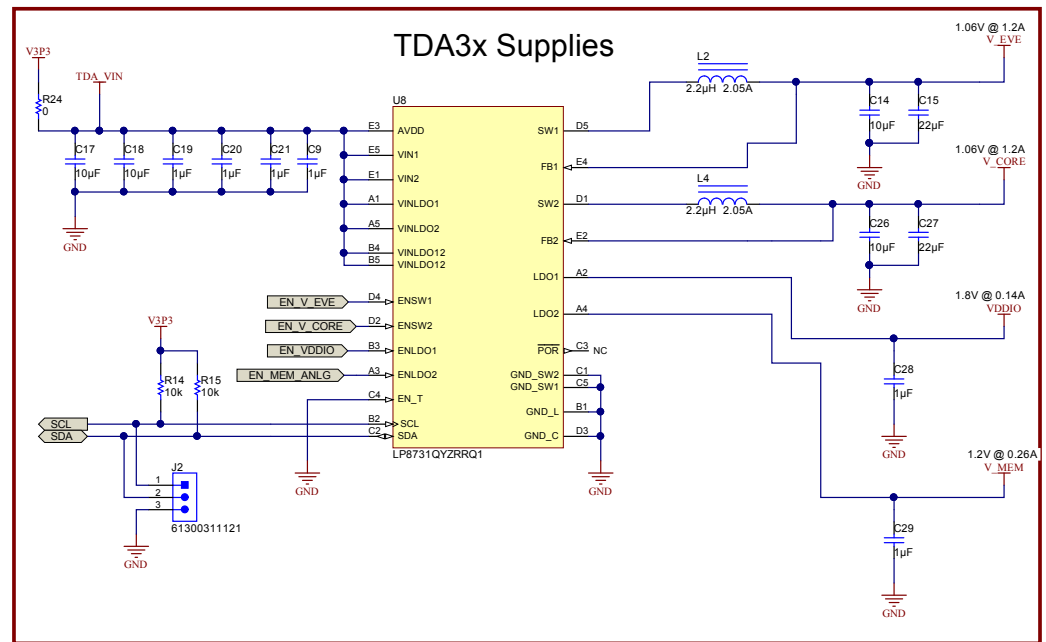
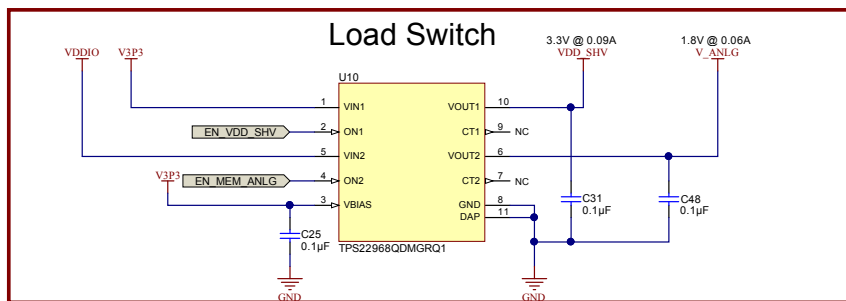
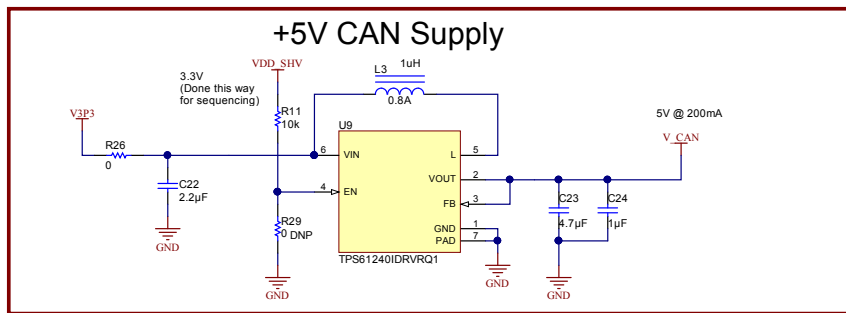


TDA3x 15x15 EVM Connections







PCB Number: TIDA-00530
PCB Rev: E1

PCB LOGO
Texas Instruments

PCB LOGO
Pb-Free Symbol

PCB
LOGO
FCC disclaimer

ZZ1

Assembly Note

These assemblies are ESD sensitive, ESD precautions shall be observed.

ZZ2

Assembly Note

These assemblies must be clean and free from flux and all contaminants. Use of no clean flux is not acceptable.

ZZ3


Assembly Note

These assemblies must comply with workmanship standards IPC-A-610 Class 2, unless otherwise specified.

ZZ4

Assembly Note

Vias under BGA parts should be filled and plated

Orderable: N/A	Designed for: Public Release	Mod. Date: 5/29/2015	 TEXAS INSTRUMENTS http://www.ti.com © Texas Instruments 2015
TID # 00530	Project Title: TIDA-00530		
Number: TIDA-00530 Rev: E1	Sheet Title:		
Authors: None Version control disabled Drawn By: None EDC: None Engineer: Ian Cathey	Assembly Variant: [No Variations] File: TIDA-00530 E2 TID_Hardware_SchDoc Contact: http://www.ti.com/support	Sheet 4 of 4 Size: B	

